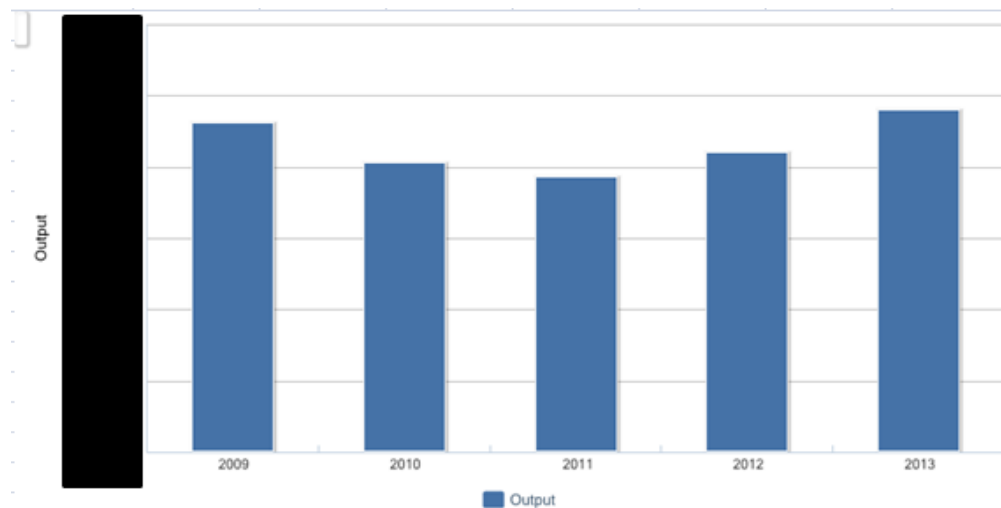


Note: Key data/information in this sample page are hidden, while in the report they are not.

4.2 Analysis on the development situation of upstream industries

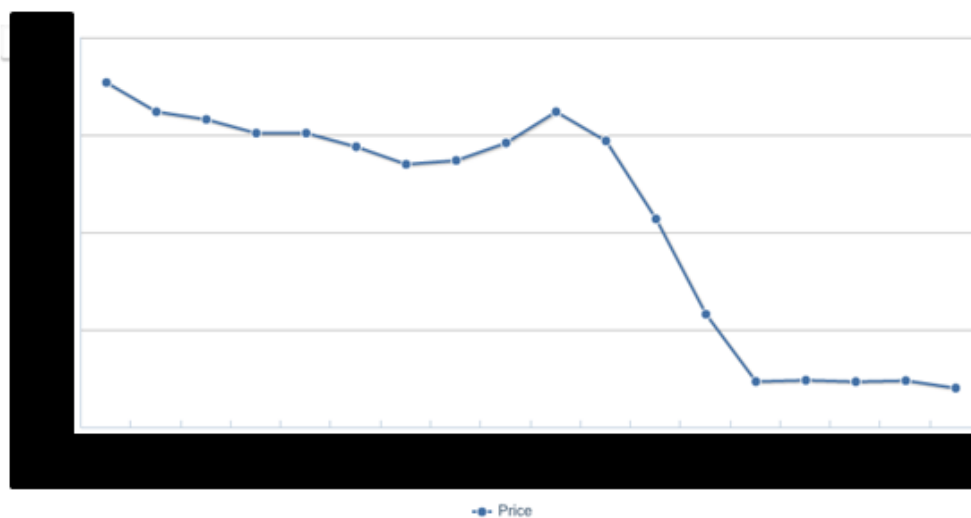
4.2.3 Sucrose

Figure 4.2.3-1 Output of sucrose in China, tonne, 2009-2013



Source: National Bureau of Statistics of China

Figure 4.2.3-2 Market price of sucrose in China, January 2013- June 2014, USD/t



Source: CCM

5.2 Supply and demand of sweeteners in China, 2013

5.2.1 Supply ability of sweetener industries in China

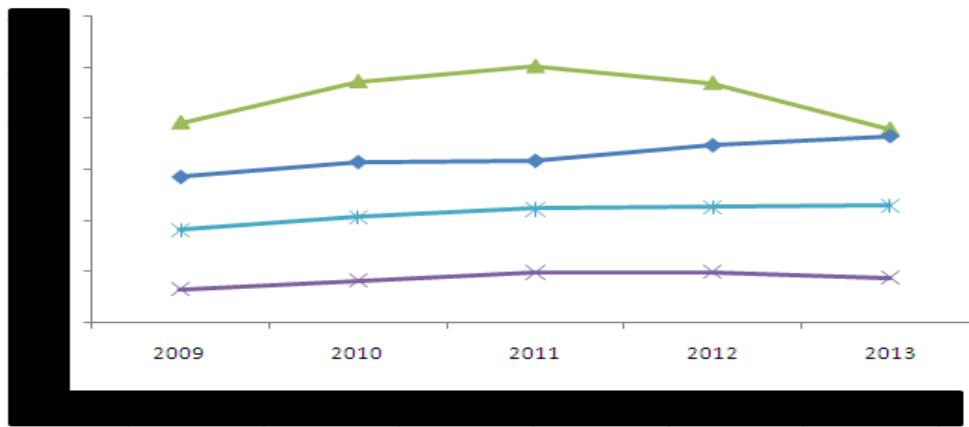
Table 5.2.1-1 Capacity of major sweeteners in China, t/a, 2013

Product	Capacity
[REDACTED]	264,807
[REDACTED]	[REDACTED]
Sugar alcohol	[REDACTED]
[REDACTED]	[REDACTED]
Total	[REDACTED]

Source: CCM

5.2.4 Product price

Figure 5.2.4-1 Ex-works price of major sweetener products in China, USD/t, 2009-2013



Source: CCM

5.3 Export and import of sweeteners in China, 2013

5.3.1 Export

Figure 5.3.1-1 Export situation of major sweetener products in China, tonne, 2013



Source: CCM